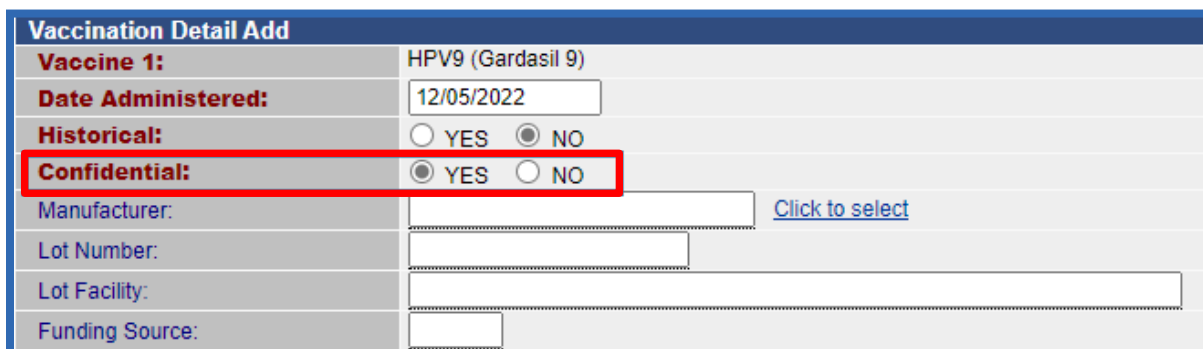


Patients may request their vaccinations be marked as confidential in their IIS immunization record. Vaccinations marked as confidential will still appear on the patient’s Certificate of Immunization Status (CIS), as well as the consumer application MyIR. However, a Patient Record can be printed from the IIS that does not include confidential information or confidential vaccines.

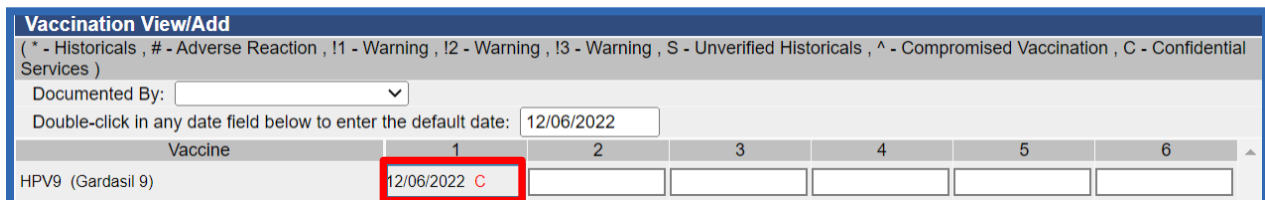
### How do I mark a vaccination as confidential in the IIS?

When adding/editing a new or historical vaccination in the IIS, select the radio button next to the word **YES** to the right of the word **Confidential**.



<b>Vaccine 1:</b>	HPV9 (Gardasil 9)
<b>Date Administered:</b>	12/05/2022
<b>Historical:</b>	<input type="radio"/> YES <input checked="" type="radio"/> NO
<b>Confidential:</b>	<input checked="" type="radio"/> YES <input type="radio"/> NO
<b>Manufacturer:</b>	<input type="text"/> <a href="#">Click to select</a>
<b>Lot Number:</b>	<input type="text"/>
<b>Lot Facility:</b>	<input type="text"/>
<b>Funding Source:</b>	<input type="text"/>

Vaccinations that have been marked as confidential will show on the **Vaccine View/Add** page with a “C” as shown below.

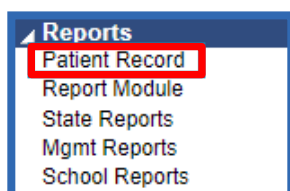


<b>Vaccination View/Add</b>						
(* - Historicals , # - Adverse Reaction , !1 - Warning , !2 - Warning , !3 - Warning , S - Unverified Historicals , ^ - Compromised Vaccination , C - Confidential Services )						
Documented By:	<input type="text"/>					
Double-click in any date field below to enter the default date:	12/06/2022					
Vaccine	1	2	3	4	5	6
HPV9 (Gardasil 9)	12/06/2022 C	<input type="text"/>	<input type="text"/>	<input type="text"/>	<input type="text"/>	<input type="text"/>

### How do I provide a vaccination record without showing the confidential vaccines?

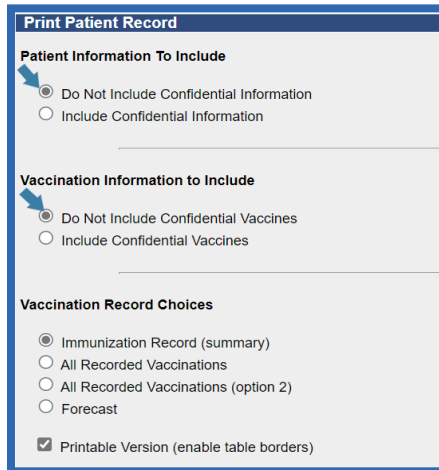
If a patient has an immunization marked as confidential on their record, carefully consider whether to include those vaccines based on who is requesting the record.

1. After locating the patient record in this IIS, open the **Reports** menu tab on the left of the page. Click on **Patient Record**.



To request this document in another format, call 1-800-525-0127. Deaf or hard of hearing customers, please call 711 (Washington Relay) or email [civil.rights@doh.wa.gov](mailto:civil.rights@doh.wa.gov).

- The **Print Patient Record** page will appear. To exclude confidential data from the report, Select the radio button next to **Do Not Include Confidential Information** *and/or* **Do Not Include Confidential Vaccines**. Select **Create Report** on the bottom right.



**Print Patient Record**

**Patient Information To Include**

- Do Not Include Confidential Information
- Include Confidential Information

**Vaccination Information to Include**

- Do Not Include Confidential Vaccines
- Include Confidential Vaccines

**Vaccination Record Choices**

- Immunization Record (summary)
- All Recorded Vaccinations
- All Recorded Vaccinations (option 2)
- Forecast
- Printable Version (enable table borders)

- This report can be printed by right clicking anywhere on the report and selecting **Print**.



**Questions?** Contact the IIS Help Desk at 1-800-325-5599 or [WAIISHelpDesk@doh.wa.gov](mailto:WAIISHelpDesk@doh.wa.gov)