



# Quarantine PRECAUTIONS

In addition to Standard Precautions



**Only essential personnel should enter this room**  
*If you have questions, ask nursing staff*

**Everyone Must: including visitors, doctors & staff**



**Clean hands when entering and leaving room**

**Wear respirator**

Fit tested N95



**Wear eye protection**

(face shield or goggles)



**Gown and glove**



**Use resident dedicated or disposable equipment.  
Clean and disinfect shared equipment.**

**Contact Infection Control prior to discontinuing Precautions**



Updated 3/16/2022

DOH 420-314

Adapted from Washington State Hospital Association

# Quarantine Precautions

## LIMIT VISITORS AND DOCUMENT ANYONE THAT HAS CONTACT WITH THE PATIENT AND NOTIFY EMPLOYEE HEALTH

Display sign outside the door. At resident discharge, remove sign after room is terminally cleaned.

### For use with:

- Asymptomatic residents
  - Newly admitted residents
  - Residents with frequent visits outside the facility (e.g. dialysis, etc.)
  - Residents with known exposure to COVID-19

### Dishes/Utensils:

No special precautions. Kitchenware sanitized in dishwasher.

### Equipment and Supplies:

- Only essential supplies in room.
- Use dedicated or disposable equipment when available.
- Minimize use of cellphones/pagers.
- Clean and disinfect reusable equipment including intravenous pumps, cell phone or pagers (if used in room), and other electronics, supplies, and other equipment prior to removing from resident's room.
- Ensure blood pressure cuff and stethoscope are cleaned and disinfected between residents.

### Waste and Linen Management:

For COVID-19, follow local and state public health guidelines Category B for medical waste handling.

Bag linen in the resident's room.

### Private Room:

If not available, cohort based on symptoms and risk of exposure, e.g. cohort two symptomatic residents with tests pending, cohort two asymptomatic residents with known exposure).







### Room Cleaning:

Routine cleaning procedures with addition of cubical curtain changes per hospital procedure.

### Transport:

Essential transport only. Resident should remain in room except for medical necessity. Resident should wash their hands. Place resident in clean gown. Place surgical mask on resident. Clean and disinfect transport vehicle. Alert receiving department regarding resident's isolation precaution status.

### Personal Protective Equipment:

Put <b>ON</b> in this order:	Take <b>OFF</b> & dispose in this order:
1. <b>WASH or GEL HANDS (even if gloves used)</b> 2. Gown 	1. Gloves 
3. Respirator and eye cover 	2. Gown 
4. Gloves 	3. <b>WASH or GEL HANDS</b> 4. Respirator and eye cover: Remove from earpiece or ties to discard - do not grab from front of respirator. 
	5. <b>WASH or GEL HANDS (even if gloves used)</b>